Multiple District 337

As of October 2026 Cumulative

Year	New Clubs	Dropped Clubs	Gain/ Loss Clubs	New Members	Charter Members	Reinstate Members	Transfer Members	Total Member Added	Total Members Dropped	Gain/ Loss Members
2022-2023	3	5	-2	1,149	78	26	25	1,278	1,381	-103
2023-2024	2	8	-6	1,138	61	16	21	1,236	1,708	-472
2024-2025	4	9	-5	993	125	38	56	1,212	1,501	-289
2025-2026	2	8	-6	1,130	55	54	30	1,269	1,597	-328
2026-2027	2	0	2	426	41	11	13	491	233	258
Average	**3**	**6**	**-3**	**967**	**72**	**29**	**29**	**1,097**	**1,284**	**-187**

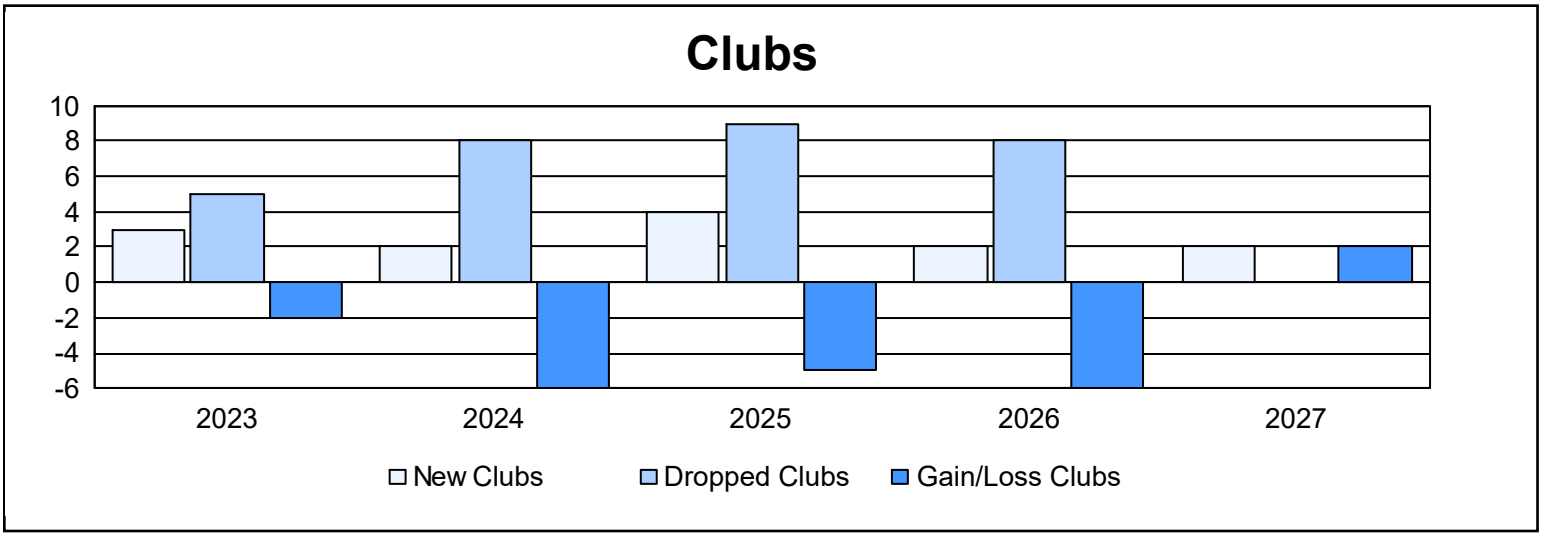

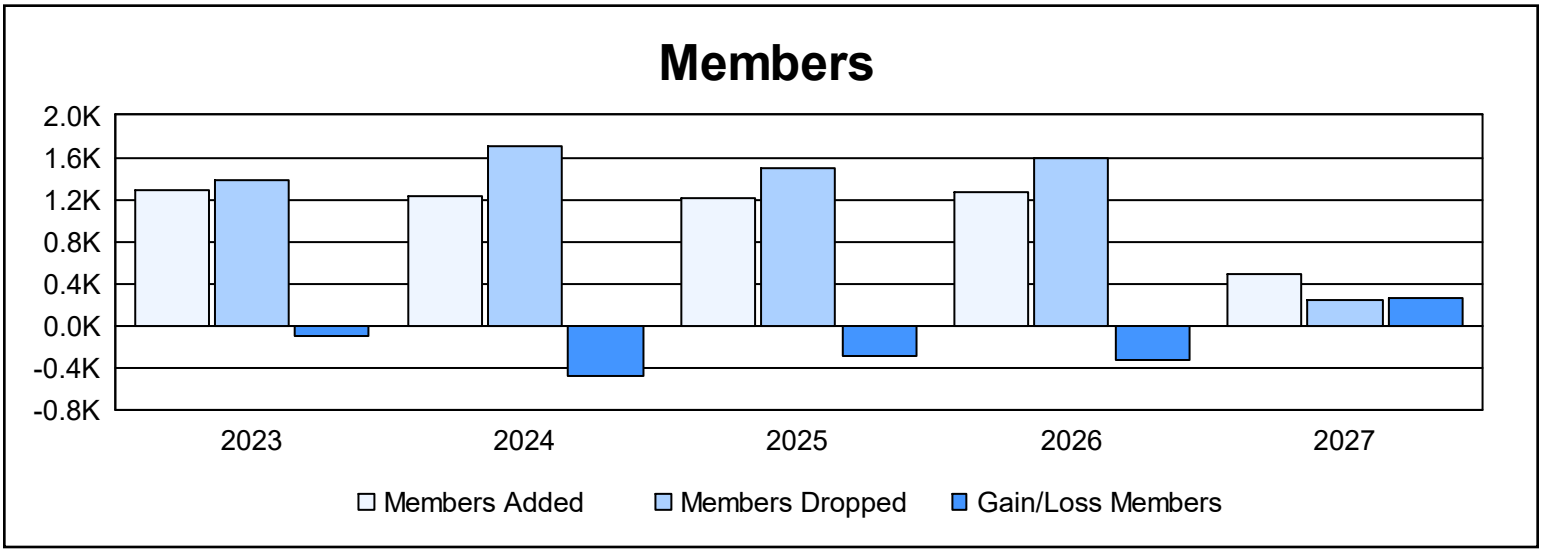

Membership Composition

October 2026 Cumulative

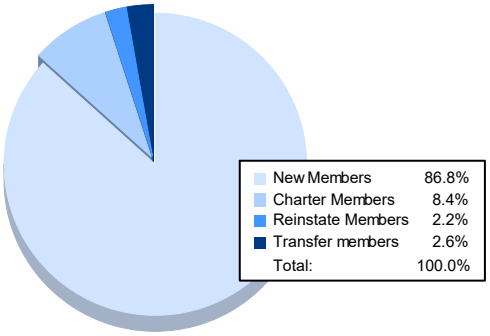

New Members	86.8%
Charter Members	8.4%
Reinstate Members	2.2%
Transfer members	2.6%
Total:	100.0%

Gender Composition

October 2026 Cumulative

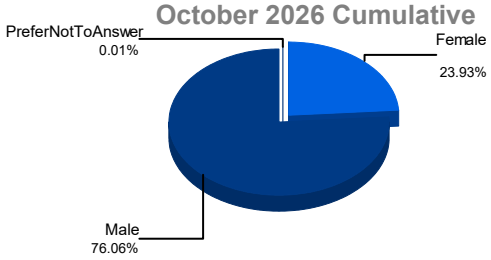

Female	23.93%
Male	76.06%
PreferNotToAnswer	0.01%
NonBinary	0.00%
Total:	100.00%